



QUALTECH

BLV-BLC COP TANK

Efficient, safe
and easy to use.

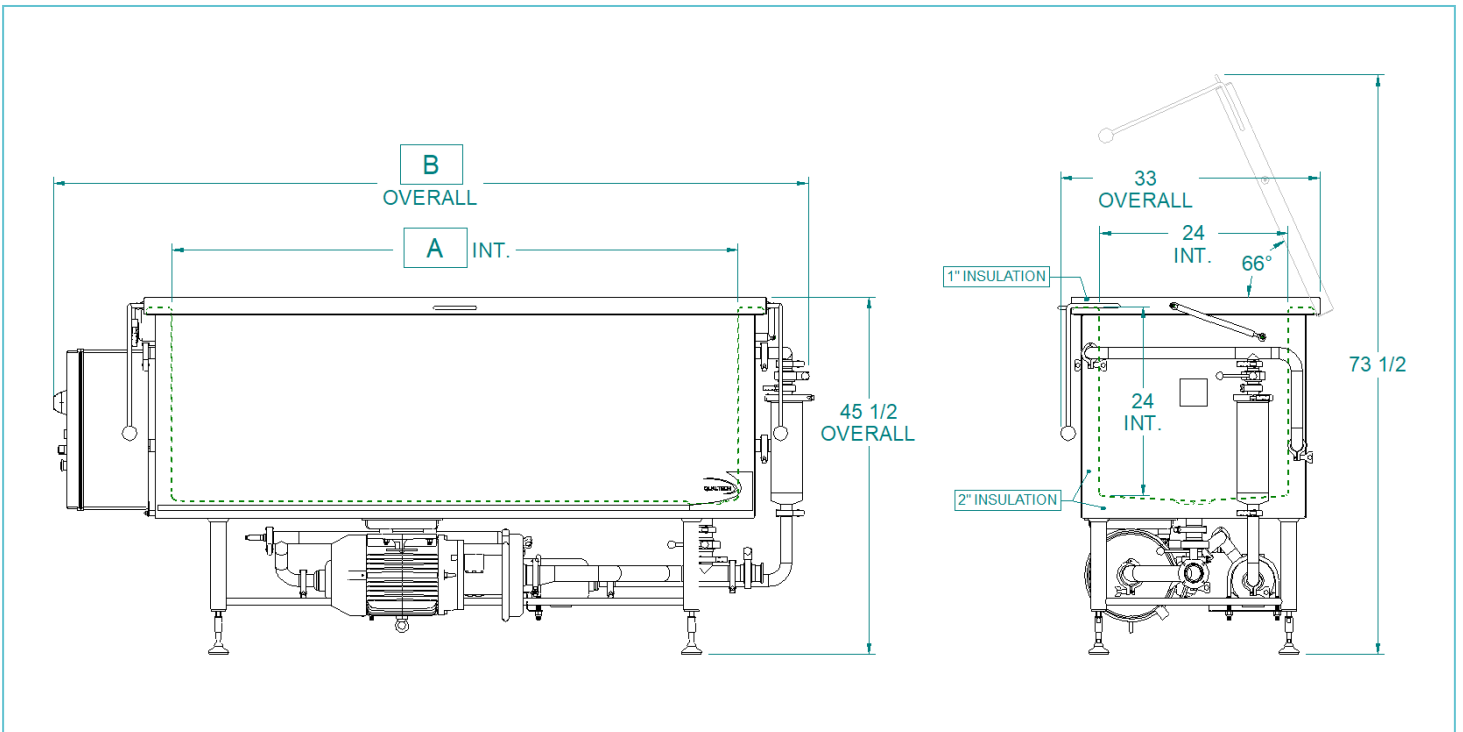
The Qualtech COP tank provides fast, thorough cleaning of your components and tools better than any manual cleaning. Strategically placed water jets, create a powerful turbulence that removes all traces of residue.

- ◆ Sanitary construction in 304 or 316 stainless steel
- ◆ Standard capacities from 400L to 1000L
- ◆ Easy to move with optional swivel castors
- ◆ Insulated tank and lid (ASTM C795 certified)
- ◆ Lid equipped with gas struts for easy opening
- ◆ Integrated heating system with controller
- ◆ Filtration of cleaning solution
- ◆ Adjustable cycle time
- ◆ Optional parts basket
- ◆ Safe design (CSA Z432-04 compliant)

**24/7
Emergency
Service**

1 888.339.3801
info@qualtechgroup.com

Specifications:



MODEL	WORKING VOLUME [L]	EMPTY WEIGHT [lbs]	TOTAL WEIGHT [lbs]	A (in)	B (in)
BLV01-048-2424	400	670	1585	48	73
BLV01-060-2424	500	740	1885	60	85
BLV01-072-2424	600	810	2175	72	97
BLV01-096-2424	800	950	2780	96	123
BLV01-120-2424	1000	1090	3380	120	147
BLV01 CUSTOM	-	-	-	-	-

MODEL	WORKING VOLUME [L]	EMPTY WEIGHT [lbs]	TOTAL WEIGHT [lbs]	A (in)	B (in)
REC01-300-4	300	160	820	28	61-1/2

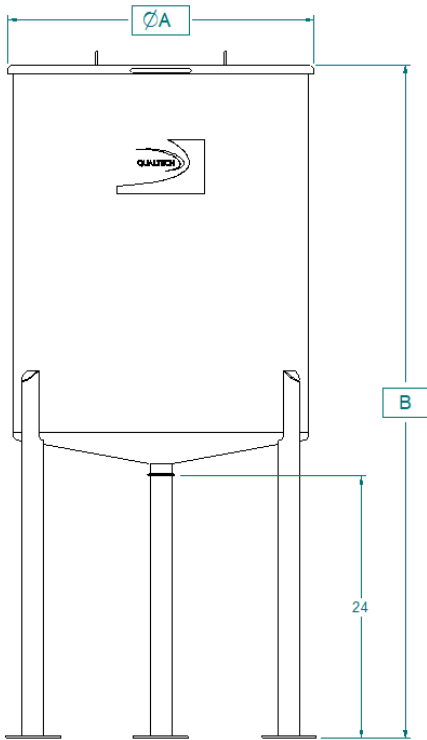
BLV01 / BLC01	Configuration choice	048-2424	060-2424	072-2424	096-2424	120-2424	CODE	(A)
Vat Capacity (liter)		400	500	600	800	1000		
Heating	Tubular heat exchanger - Water	●	●	●	●	●	0	(B)
	Tubular heat exchanger - Steam	□	□	□	□	□	V	
	Electrical element	□	□	□	□	□	E	
Montage	On adjustable legs	●	●	●	●	●	P	(C)
	On casters	□	□	□	N/A	N/A	R	
Electrical supply	240V/1PH	□	□	□	□	□	21	(D)
	208V/3PH	□	□	□	□	□	23	
	460V/3PH	□	□	□	□	□	43	
	575V/3PH	□	□	□	□	□	53	
Material	AISI 304	●	●	●	●	●	4	(E)
	AISI 316	□	□	□	□	□	6	

● : Default

□ : Option

BLV01 - (A) 072-2424 - (B) 0 - (C) P - (D) 43 - (E) 4

EX: BLV01-072-2424-O-P-43-4



BLC01 - (A) 072-2424 - (B) 0 - (C) P - (D) 43 - (E) 4 - **REC01**

EX: BLC01-072-2424-O-P-43-4 - REC01

Add a CIP option to your COP with the addition of a stand-alone tank

OUR COMPLETE RANGE OF WASHING EQUIPMENT



CLF

- Our most flexible washer
- Front load with a rack or basket
- HMI interface allows easy selection of recipes and setting of parameters

CLC

- Eliminate the difficulty of washing bins and carts
- Reduce water and chemical usage
- Repeatable washes every time




CLA

- Our classic cabinet washer
- Washes racks, trolleys and check weighers with ease
- 2 wash headers available to best match the wash at hand


TLP

- Our palette/panel washer handles large objects with ease
- High volume washing of panels or palettes
- Reduces water and chemical usage and does away with pressure washers



TLV

- Our classic tunnel washer designed for high volume of trays, molds, block molds and pans
- Can handle up to 600 items per hour, while reducing chemical usage and wash cycle times
- HMI allows for quick changes in parameters and settings



BLV01-BLC01-EN-V1.0